

Chromatic Scale Assignment

Navigate to **charmsmusic.com**

Login with school code "northhsmusic"


Parent/Student Login

please enter your schoolcode:

(for a demo, please enter "comchoir" or "empiremsband")

need schoolcode?

Enter your Student Password (your 8 DIGIT student I.D., unless you changed it in the past)




Charms Office Assistant - Parent/Student Area

[Exit](#) [Main](#) [Public Calendar](#) [Email Teacher](#)


North High School Music

Please enter your password to enter the private area. If this is the first time you have logged in to Charms, your password is your ID number.


You may change your password after you log in.



public calendar



email teachers



website

Student Password:

Chaperone Password:

In the Student Hub, click on Recording Studio (at the bottom)




Now, in the Personal Music Studio (Recording Studio), you won't see the player right away. Any plugins you need to download and install will be listed. For instructions, click on the icon of the little video camera in the gray bar. This will show video instructions.

Once everything's installed, select Chromatic Scale from the dropdown menu.







Personal Music Studio

Show MetronomeShow TunerTempo TapperBlank Sheet Music

Upload Existing MP3 FilesRecord Your Own Audio Files

Record Your Own Music File 

00:00



Rewind Forward Play Pause Record Stop Save

Charms Recording Studio Mac OS X Edition 10.05

Recording Name:

OR Select Assignment Select Assignment

Assignment instructions are displayed.

Click “Record” to record (you have to have a microphone on your computer – if you do video chat you have all you need). Play your 2 octave chromatic scale.

Click “Stop” when you are done. Now you can listen to it by clicking “Play.” Then click “Save” to save your assignment... and you’re done!

Personal Music Studio

Show Metronome

Show Tuner

Tempo Tapper

Blank Sheet Music

Upload Existing MP3 Files

Record Your Own Audio Files

Record Your Own Music File



00:14



Rewind Forward Play Pause Record Stop Save

Playing ...

Recording Name:

OR Select Assignment

Play and record yourself playing your instrument - chromatic scale 2 octaves. 2 notes per second (8th notes at 60bpm, or quarter notes at 120 bpm).